

# Somerset Public Schools



*Response to Intervention (RtI)*  
*A Practical Guide*  
&  
*Curriculum Accommodation Plan*

**2016.2017**



## Table of Contents

Vision	Page 1
Core Values	Page 1
Theory of Action	Page 1
Introduction	Page 2
District Accommodation	
Plan (DCAP)	Page 2
Systems of Tiered	
Instruction	Page 2
Key Components	Page 3
The Tiered Model	Page 4
Tier One (1)	Page 4
Tier Two (2)	Page 5
Tier Three (3)	Page 5
Instructional Intensity	
Graphic	Page 6
Elements of Tiered	
Instruction Tables	Pages 7 & 8
RtI Is...RtI Is not...	Page 9
Integration of the Three	
Tiered Model	Page 10
Guiding Principles	Pages 10 & 11
Process, Procedure &	
Decision-Making	Page 12
Data Teams	Pages 12 & 13
Universal Screening	Page 13
Progress Monitoring	Page 13
Setting Goals	Page 14
Data-based Decisions	Page 15
Problem-Solving Process	Page 16
Instruction & Intervention	Page 17
Special Considerations	Page 18
Appendices	Page 19
• Key Terms & Acronyms	
• Student Success Team Flowchart	
• Instructional Support Accommodations	
• Protocol for Interpreting Reading and Writing Data & Setting Goals	
• Samples of Common Types of Assessment Data & Key Informal Assessments	
• Sample Parent RtI Letter	
• Student Success Team Forms	

## Vision

The Somerset Public Schools will ensure that students and teachers pursue excellence, achieve their full potential, and cherish learning as students prepare to be high school, college, career, and life ready.

## Core Values

### Perseverance

- Our students will accept the challenge of a rigorous learning environment and work through those challenges until they experience success.

### Respect and Responsibility

- We will create a safe and supportive environment for all students and adults in which everyone feels valued and respected.
- All students will respect themselves, others, and their surroundings.
- We will create an environment in which everyone takes responsibility for their individual and collective actions.

### Innovation

- Students and adults will be innovative problem solvers and purposeful and responsible users of technology.
- Students and staff will be skilled at and value collaborative problem solving.

### Dedication to the Community

- We will help our students build character and learn respect as they become positive and caring contributors to society.

### Excellence

- We will set high expectations for all students and staff.
- Our students will become effective communicators and independent, creative, and critical thinkers.

## Theory of Action

IF we maximize professional collaboration and development opportunities for educators that focus on meeting the individual learning needs of students, and IF we enhance the curriculum and instruction to incorporate essential skills for the 21st century, and IF we organize the system infrastructure to support this work THEN we will provide a rich learning environment that prepares all students to be successful and achieve excellence.

# Introduction

## Accommodation Plan(DCAP)

The Somerset Public Schools (SPS) district *accommodation* plan (DCAP) outlines a system of tiered instruction and intervention that is framed by relevant federal and state legislation and DESE guidance.

*Legislative and Regulatory Background:*

### MGL

*Section 38Q1/2. A school district shall adopt and implement a curriculum accommodation plan to assist principals in ensuring that all efforts have been made to meet students' needs in regular education. The plan shall be designed to assist the regular classroom teacher in analyzing and accommodating diverse learning styles of all children in the regular classroom and in providing appropriate services and support within the regular education program including, but not limited to, direct and systematic instruction in reading and provision of services to address the needs of children whose behavior may interfere with learning, or who do not qualify for special education services under chapter 71B. The curriculum accommodation plan shall include provisions encouraging teacher mentoring and collaboration and parental involvement.*

### IDEA

*A State must adopt, consistent with 34 CFR 300.309, criteria for determining whether a child has a specific learning disability as defined in 34 CFR 300.8(c)(10). In addition, the criteria adopted by the State:*

- *Must not require the use of a severe discrepancy between intellectual ability and achievement for determining whether a child has a specific learning disability, as defined in 34 CFR 300.8(c)(10);*
- *Must **permit the use of a process based on the child's response to scientific, research-based intervention**; and*
- *May permit the use of other alternative research-based procedures for determining whether a child has a specific learning disability, as defined in 34 CFR 300.8(c)(10).*

*A public agency must use the State criteria adopted pursuant to 34 CFR 300.307(a) in determining whether a child has a specific learning disability.*

*[34 CFR 300.307] [20 U.S.C. 1221e-3; 1401(30); 1414(b)(6)]*

## **Massachusetts Department of Elementary and Secondary Education's MTSS**

*The Massachusetts Tiered System of Support (MTSS) is a blueprint for school improvement that focuses on system level change across the classroom, school, and district to meet the academic and non-academic needs of all students. It was developed to help guide the establishment of a system that provides high-quality core educational experiences in a safe and supportive learning environment for all students and targeted interventions/supports for students who experience academic and/or behavioral difficulties and students who have already demonstrated mastery of the concept and skills being taught.*

## **Systems of Tiered Intervention**

*The SPS Tiered System of Support outlined and explicated in this document:*

- *identifies the curriculum, instruction, and assessment principles and practices within the **general education** setting geared to ensure student success.*
- *provides guidance in designing instruction and supports that meet the needs of diverse learning styles and behavioral needs.*

## Key Components

1. **Leadership and Governance:** Leadership at the state, district, and building level is crucial to the fidelity of RtI implementation. It is important to establish a long-term commitment to resources and time, as well as moving the focus of RtI from philosophical understanding to actual practice. The impact of RtI involves significant systematic changes which will need to be supported throughout implementation at all levels.
2. **Curriculum and Instruction:** RtI involves a tiered system of interventions designed to meet the needs of all students. A strong curriculum based on state and national standards and high-quality instruction are essential.
3. **School Climate and Culture:** A positive school climate provides the foundation on which instruction will occur and all students will be engaged in learning. *Positive Behavior Intervention Supports (PBIS) provide systematic strategies for achieving important social and learning outcomes, while preventing problem behavior with all students. The Somerset Public Schools will continue building upon the current PBIS practices.*
4. **Problem-Solving Process for Decision Making:** The purpose of the problem-solving process is to provide a decision-making process that will lead to the development of instructional and intervention strategies with a high probability of success. The system must integrate the use of data, both to guide the development of effective interventions and to provide frequent monitoring of progress.
5. **Assessment/Progress Monitoring:** Using reliable and on-going data to drive the decision-making process, at the individual student, classroom, and school levels, is a major component of any RtI system. There are three key types of assessments:
  - a. **Universal Screening:** Otherwise known as benchmarks, screenings are measures of overall ability and critical skills known to be strong indicators that predict student performance. Screenings are administered to all students in grades K-8 up to three times per year. Universal screenings are used to identify students who need additional assessments to determine the potential for intervention. Screenings also provide information to the district regarding the effectiveness of the core instruction and if it is meeting the needs of most students.
  - b. **Progress Monitoring:** Progress monitoring are brief (1-5 minute) measures used to determine whether students are making adequate progress. Progress monitoring provides information on the effectiveness of instruction and whether to modify the intervention. Progress monitoring is often done frequently ranging from once weekly to every couple of weeks.
  - c. **Formative Assessments:** Formative assessments are assessments for learning. They are the daily, on-going assessments in class that teachers use to improve student learning while there is still time to act – before the graded event. **Please see Appendices for Common Types of Assessment Data.**

# THE TIERED MODEL

## SPS Tiered System of Support: Theory and Research

### Tiered Intervention System

Current RtI literature highlights a three-tiered model incorporating increasingly intense, research based interventions and empirically validated measures of student achievement. The tiers culminate, if necessary, in a referral for more rigorous, standardized testing to make an eligibility determination for formalized special education services (Bradley, Danielson, & Doolittle, 2005, Burns & Yssledyke, 2005, Christo, 2005, Compton et. al., 2006, O'Connor, 2003, Tilly III, 2003, Vaughn, 2003).

The features of RTI focus on “accountability for results.” The features of such as plan, include:

- High-quality, culturally-responsive classroom instruction
- Scientifically-Based Research
- Universal screening
- Continuous progress monitoring
- Early implementation of research-based interventions
- Progress monitoring during intervention
- Fidelity Measures

Kemp & Eaton, 2008, p. 11  
from RTI: *The Classroom Connection for Literacy:  
Reading Intervention and Measurement*

### Tier 1: Core Level

Standards-aligned instruction and school-wide foundational interventions are provided to **all** students in the general education classroom. It is characterized by the following:

- ☐ All students receive instruction in an empirically supported core curriculum
- ☐ According to research, typically, about 80% of students in a school will respond to a high-quality core curriculum and will make adequate progress throughout the year
- ☐ Progress of all students is monitored at three points in time, or “Benchmarks,” during the Fall, Winter, and Spring of each school year
- ☐ Benchmark data indicate students who may not be responding adequately to the core curriculum and who are in need of additional instruction

Tier I also is used to designate students who are making expected **grade level progress** (benchmark students) in the standards-aligned system and who demonstrate social competence.

Tier 1 includes the curriculum, the core program, and the instruction that goes on in the general classes; universal screening; and any other supplemental materials that are used with the core program or to support the curriculum. Instruction should be taking place at Tier 1 in such a way that it helps most of the student population to meet grade-level standards. ***In other words, if a teacher reviews the data sources and sees that there are more than 20% of students who seem to need Tier 2 or Tier 3 interventions, then changes need to be made to Tier 1.***

## Tier 2: Supplemental, or Strategic, Level

Tier 2 includes standards-aligned instruction with supplemental, small group instruction, which may include specialized materials. Tier 2 services are generally provided inside the general classroom. However, in some cases this may not be appropriate. Tier 2 is provided in addition to Tier 1. ***In other words, students still attend and complete the work from the general class. The interventions that are selected are provided in addition to the general class.***

- ❑ Students who do not respond adequately to the core curriculum
- ❑ Smaller group of students – Approximately 15% of the students in a school
- ❑ Considered “at-risk”
- ❑ Provided supplemental instruction/intervention (in addition to the core curriculum), which takes place about 2-3 times per week and often in small group formats using standard protocol interventions
- ❑ Student progress monitored more frequently: at least once weekly
- ❑ Most students at this level will make sufficient progress given this supplemental instruction and are “returned” to the Tier I level

## Tier 3: Intensive Level

Tier 3 are intensive supports intended for students with significant and/or chronic deficits as well as for students with significant underachievement who require the most intensive services available in a school. ***Moving to a Tier 3 intervention is determined by the problem-solving team after several individualized interventions have resulted in limited progress, based on the achievement gap between the student’s progress and the expected benchmark.*** The interventions in Tier 3 are skill-specific interventions that can be delivered by a variety of providers.

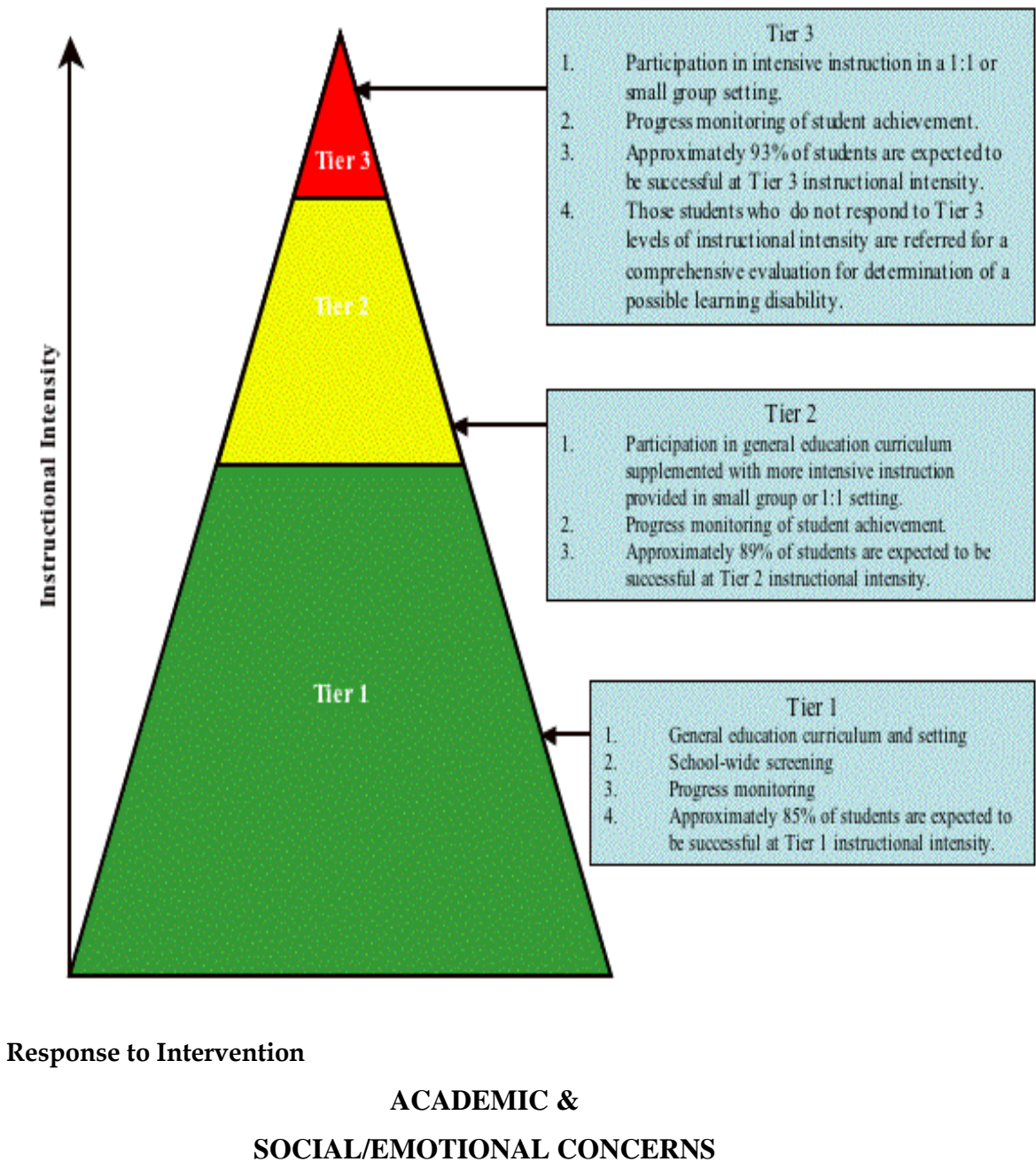
Interventions are more likely to occur outside the general classroom than at the two previous levels.

***Therefore, a student who receives Tier 3 interventions/support also receives Tier 1 support (everything that occurs in the regular class).***

- ❑ Students who do not respond adequately to core curriculum *and* strategic level interventions
- ❑ Approximately 5% of the students in a school
- ❑ Considered in need of intensive intervention
- ❑ Provided high-quality, research-based interventions; individually or in small groups (1:1-1:3 teacher to student ratio)
- ❑ May use an individualized problem-solving model to derive instruction
- ❑ Student progress monitored more frequently: 1 to 2 times per week
- ❑ Changes are made to the student’s intervention based upon his/her data and progress toward a specified goal
- ❑ Students who make adequate progress at this level are returned to Tier II or Tier I level

As illustrated in Figure 1, the three-tier model of RtI incorporates consistent monitoring of student response to an increasingly intensive continuum of interventions. As students proceed through the model and are provided appropriate interventions at a sufficient level of intensity and time, the percentage of students entering each successive level is expected to decrease (VanDerHeyden & Jimerson, 2005, Torgesen, 2004).

**Figure 1: Three Tiered Model of**



## The Tiered Model

Elements	Tier 1 <i>Core Curriculum and Instruction</i>	Tier 2 <i>Supplemental Instruction</i>	Tier 3 <i>Increased Levels of Supplemental Instruction</i>
What	<ul style="list-style-type: none"> <li>Tier 1 is for every student in a <i>general education</i> setting.</li> <li>Tier 1 is instruction provided to all students by the general education teacher in the general education classroom.</li> <li>Tier 1 should meet the needs of 80% - 90% of students. This means that instruction is differentiated including flexible grouping to meet diverse needs of students in each classroom.</li> </ul>	<ul style="list-style-type: none"> <li>Tier 2 offers support in addition to the Core Instructional Program.</li> <li>Tier 2 should have no more than 5 – 15% of students who were not meeting the Tier 1 benchmark.</li> <li>Tier 2 instruction will occur in small group either in or out of the general classroom at the student’s instructional level.</li> </ul>	<ul style="list-style-type: none"> <li>Tier 3 offers a high level of instructional intensity.</li> <li>Tier 3 is typically reserved for approximately 1 – 5% of students in a class who will receive more intensive instruction in addition to their core instruction.</li> </ul>
Who (Student)	<ul style="list-style-type: none"> <li>Whole class grouping</li> <li>Small-group</li> <li>Individual</li> </ul>	<ul style="list-style-type: none"> <li>Small group instruction (3-5 students)</li> </ul>	<ul style="list-style-type: none"> <li>Individualized or small group instruction (1-2 students)</li> </ul>
Who (Teacher)	<ul style="list-style-type: none"> <li>Classroom teachers</li> <li>Co-teachers (where appropriate)</li> <li>ELL Teacher</li> </ul>	<ul style="list-style-type: none"> <li>Interventionist (ELA or Math)</li> <li>ESL Teacher</li> </ul>	<ul style="list-style-type: none"> <li>Interventionist (ELA or Math)</li> <li>ESL Teacher</li> </ul>
When	<ul style="list-style-type: none"> <li>90-minute literacy block (This includes whole group instruction and other flexible grouping opportunities).</li> </ul>	<ul style="list-style-type: none"> <li>In addition to Tier 1, allowing the student to receive instructional opportunities during the 90-minute classroom literacy block <i>and</i> additional targeted support that extends these efforts.</li> </ul>	<ul style="list-style-type: none"> <li>In addition to Tier 1. Rich resources should be in place that will accommodate highly intensive experiences in very small or individual settings.</li> </ul>
Where	<ul style="list-style-type: none"> <li>General education setting</li> </ul>	<ul style="list-style-type: none"> <li>General education setting or an alternative location (push-in or pull-out)</li> </ul>	<ul style="list-style-type: none"> <li>Location outside of the general education setting (pull-out)</li> </ul>
How	<ul style="list-style-type: none"> <li>Flexible grouping options are offered in the general education setting that will include whole group activities as well as small group and one-to-one learning experiences. All settings must be included.</li> </ul>	<ul style="list-style-type: none"> <li>Tier 2 occurs in small group homogenous settings of 3-5 students. This supplemental instructional intervention is <b>provided in addition to</b>, and not in place of, Tier 1. Students should receive core instruction plus 20-30 minutes of supplemental interventions 3-5 days per cycle.</li> </ul>	<ul style="list-style-type: none"> <li>This tier provides greater individualized instruction in a small group setting (1-2 students at a time) anywhere from 30 to 60 minutes at a minimum of four days per cycle.</li> </ul>

<b>Frequency of Progress Monitoring</b>	<ul style="list-style-type: none"> <li>• Universal Screening three times per year (fall, winter, spring)</li> <li>• Progress monitoring of students initially identified as at-risk by classroom teacher</li> <li>• Based on data review</li> </ul>	<ul style="list-style-type: none"> <li>• Varies, but no less than once every two weeks</li> <li>• Based on data review</li> </ul>	<ul style="list-style-type: none"> <li>• Varies, but more continuous and no less than once a week</li> <li>• Based on data review</li> <li>• Keep anecdotal records</li> </ul>
<b>Frequency of Intervention Provided</b>	<ul style="list-style-type: none"> <li>• 90-minute literacy block</li> <li>• At least three small groups every three days of a cycle</li> </ul>	<ul style="list-style-type: none"> <li>• Varies, but no less than three times per week for a minimum of 20-30 minutes per session</li> </ul>	<ul style="list-style-type: none"> <li>• Varies, but more frequently than Tier 2 for a minimum of 30 to 60 minutes</li> </ul>
<b>Duration of Intervention</b>	<ul style="list-style-type: none"> <li>• 4 – 6 Weeks</li> <li>• General education interventions and progress-monitoring by classroom teacher should last five to six weeks.</li> </ul>	<ul style="list-style-type: none"> <li>• 9 to 12 weeks, depending on such factors as the skill set to be learned, rate of student's progress, whether the student is making adequate progress according to the standard protocol established prior to the initiation of the intervention.</li> </ul>	<ul style="list-style-type: none"> <li>• Three to six months</li> </ul>

**NOTE: ALL INTERVENTIONS MUST BE DONE WITH FIDELITY IN ORDER TO PROPERLY ASSESS WHETHER OR NOT THE INTERVENTION IS WORKING!**

There are many ideas about what constitutes an effective RtI. Here we have provided a table which lists the key characteristics of a successful RTI and contrasts these with what RTI is not.

*Source: Howard, 2011.*

<b>RtI IS...</b>	<b>RtI IS NOT...</b>
One size fits few	One size fits all
School focused	Teacher focused
General education initiative	Special education initiative
Multi-tiered	Single support options
Problem-solving approach	Directive approach
Understanding learners' needs	Labeling learners
Emphasis on solutions	Emphasis on problems
Early intervention perspective	Wait-to-fail perspective
Ongoing assessment	One-shot assessment
High-quality instruction	Hit-and-miss instruction
<b>Program</b> coordination	Program isolation
Broad instructional alternatives	Narrow instructional alternatives
Acceleration	Remediation
Data informed	Data driven
Proactive	Reactive
Framework	<b>Program</b>
Academic/Social/Emotional intervention	

## *Integration: A Three-Tiered Problem Solving Model*

### **SPS Tiered System of Support: Overview**

The SPS Tiered System of Support is guided by four fundamental guiding principles that together ensure high levels of success for all learners. These guiding principles are described in the following paragraphs:

### *Guiding Principles*

#### **Guiding Principle #1: Guaranteed and Viable Curriculum**

Core content areas are guided by a standards-based, guaranteed and viable scope and sequence aligned to the Common Core.

#### **Guiding Principle #2: Twenty-First Century Learning**

Effective integration of 21st century technology and literacy is essential. [The Partnership for 21st Century Skills](#) has developed the following guidelines and best practices for effective integration of technology and 21st century literacy skills. The Partnership has identified 3 domains of skills outlined below.

##### *Creativity and Innovation*

- **Think Creatively**
- **Work Creatively with Others**
- **Implement Innovations**

##### *Critical Thinking and Problem Solving*

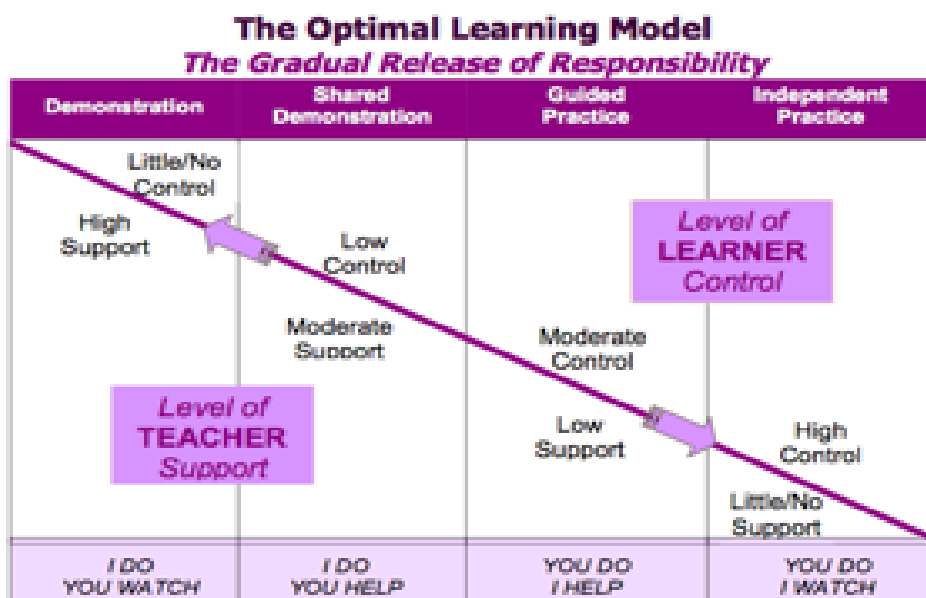
- **Reason Effectively**
- **Use Systems Thinking**
- **Make Judgments and Decisions**
- **Solve Problems**

##### *Communication and Collaboration*

- **Communicate Clearly**
- **Collaborate with others**

### Guiding Principle #3: Gradual Release of Responsibility

The gradual release of responsibility (GRR) model is designed to ensure that students, with scaffolding and support, internalize skills and concepts and apply them independently. GRR is grounded in the foundational theory and research of Lev Vygotsky and the decades of empirical research that have followed and validated his theories and concepts.



### Guiding Principle #4: Differentiated Instruction

[The National Center on Accessible Instructional Materials](#) provides practitioners with extensive research and theory on Universal Design for Learning (UDL). UDL is an accepted and validated method for designing instruction to meet the learning needs of all students. UDL is a foundational component of the Massachusetts Tiered System of Support (MTSS) upon which the SPS Accommodation Plan (DCAP) is built. Thus, the differentiated practices of teachers based upon UDL theory and research are of central importance to Reading Best Practices in the SPS.

## SPS Tiered System of Support Process, Procedure, and Decision Making

### ***STUDENT SUCCESS TEAM (SST)***

A collaborative problem-solving and decision-making team of professionals, the Student Success Team (SST) is the mainstay of the intervention/enrichment structures found throughout the tiered system of intervention. The SST is a fluid group of professionals who meet regularly throughout the year to execute the problem-solving model in response to the changing academic/social-emotional needs of students.

Any member of the school community can initiate the SST process. Once a referral is made, the problem solving process begins.

### ***SST Problem Solving Process***

#### **Stage 1: Problem Identification**

Initiating teacher submits the initial SST's *Initial Request for Assistance* form which identifies the student, the student's area(s) of difficulty and the best time to meet with the SST Chair.

SST Chair meets with initiating teacher, parent, or student to identify the primary area of concern.

- If a significant problem is not identified, the process is discontinued.
- If a significant problem is identified, the SST Chair:
  - Ensures that all appropriate and relevant Tier 1 interventions specified in the DCAP have been executed with the necessary fidelity and intensity to ensure student learning. (DCAP can be found in Appendices)

#### **Stage 2: Problem Definition**

The referring individual, with a completed SST *Student Information Form*, meets with the SST, collects baseline data for a period not to exceed two weeks. The data collection mechanisms and methodologies focus on observing and analyzing the primary area of concern and potential variables impacting performance and development.

The basic tools used in the problem definition stage include, but are not limited to:

1. Academic performance indicators
2. Behavioral observations and rating scales
3. Specialist Screenings

#### **Stage 3: Intervention Design**

The identified SST team meets to review baseline data and further define the primary area of concern.

- If a significant problem is not defined, the process is discontinued.
- If a significant problem is defined, the SST chair and team use the DCAP, as well as other resources, to identify appropriate interventions and develop an individual accommodation plan, along with student learning goals. These goals must be SMART (Specific, Measureable, Attainable, Relevant and Measureable)

#### Stage 4: Intervention Implementation

The interventions prescribed within the individual accommodation plan are executed for at least period of four (4) to six (6) weeks. During the intervention phase two elements are critical in increasing the probability of student learning and growth

1. **Fidelity**: The intervention must be executed as prescribed. The SST Chair will identify an appropriately trained professional to conduct fidelity checks throughout the intervention period.
2. **Progress monitoring**: Ongoing monitoring of student response to intervention is essential formative information. Progress monitoring tools and benchmarks should be articulated as part of the student's individual accommodation plan.

#### Step 5: Intervention Review

At the conclusion of the first intervention period (four [4] to six [6] weeks), the SST re-convenes to review progress towards student learning goals. Upon review of progress monitoring data, the SST Chair will recommend:

- Continuation of the existing individual accommodation plan (Student is making progress towards the articulated learning goals.)
- Intensification of the existing individual accommodation plan (Student is making little progress toward the articulated learning goals.)
- Termination of the individual accommodation plan (Student has met or exceeded the articulated learning goals.)

#### *Building Level Data Teams*

Building level data teams convene throughout the school year to review:

- Intervention/Enrichment case loads
- Structural implications and needs for intervention delivery
- Progress monitoring data
- Necessary adjustments to intervention/enrichment practices/methodologies
- Quality and fidelity of intervention/enrichment practices/methodologies in place

## ***Grade/Department Level Data Teams***

Grade/department level data teams meet at least 3 times annually to review progress data, make intervention decisions, and develop strategic plans to support student learning at all levels.

## ***Assessment and Student Identification***

### **Universal Screening**

Understanding the learning needs of students is the first step in providing the support and instruction they need to succeed. Research and literature spanning the past 35 years provides clear evidence that effective, timely universal screening and progress monitoring are essential components in ensuring student success (Brown-Chidsey & Steege, 2005; Bransford and Stein, 1984; Daly III, E.J., Persampieri, M., McCurdy, M., & Gortmaker, V. 2005; Deno, 1985, 1986, 2003; Fuchs, Mock, Morgan & Young, 2003; Gresham, 1991, 2001; Marston & Magnusson, 1985; Shapiro, 2004; Witt, Daly, & Noell, 2000).

Data collected through the universal screenings is compiled at the building level. When possible grade level means and percentiles are calculated to provide context for individual student performance. Student performance is then analyzed relative to norm-referenced criteria and grade level mean scores. Through this process, students at risk for academic/behavioral difficulty are identified and then prioritized based by need.

It is essential to note that the *use of CBM as universal screening tools has limitations*. While CBM probes have sound empirical validation and reliability, it is well documented that false positive/negatives are to be expected. The intent of the CBM within the universal screening process is to red flag students who are at risk for academic/behavioral failure. Once identified, it is the professional responsibility of the building/grade/department level data teams to triangulate data sources to reduce the likelihood of false positives/negatives within the student population.

### **Progress Monitoring**

As part of the individual accommodation plan development process, progress monitoring measures must be identified. Progress monitoring measures relate to and measure progress toward identified student learning goals, as it is a systematic method for tracking and comparing an individual's or group's performance through data collection. A consistent monitoring plan is essential to determine the effectiveness of instructional programs and interventions. Progress toward meeting the student's goals is measured by comparing expected and actual rates of learning. Based on these measurements, teaching is adjusted as needed. Thus, the student's progression of achievement is monitored and instructional techniques are adjusted to meet the individual students learning needs.

Developing SMART goals for the student are an essential first step in identifying or developing appropriate progress monitoring measures. Specificity in goal setting will ensure that sound, appropriate progress monitoring tools are selected or developed.

More than one intervention should occur at Tiers 2 and 3 if the initial intervention proves unsuccessful.

To understand progress monitoring, it is important to understand key terminology:

- **Benchmarks:** Expected rates of growth or learning. Usually measured three times per year (fall, winter, spring)
- **Baseline:** The initial performance taken on a student; often the median score of three baseline data points. The baseline serves as the reference point for all future data collection.
- **Goal (aim) lines:** the goal line depicts the anticipated growth and offers a comparison for the trend line. The goal line is typically shown as the expected rate of progress toward either the district goal or a goal developed by the problem-solving team.

### Setting Ambitious and Realistic Goals

As discussed earlier, an important part of a problem-solving process is the setting of goals or expected criteria for the students to obtain. Setting goals that are realistic yet challenging is crucial to making good on-going decisions within a problem-solving model.

Goal setting can be done at both the group level as well as the individual level. For example, in an RtI model, it is expected that the implementation of a high quality, scientific, research-based instructional program implemented with fidelity at Tier 1 should result in successful outcomes with at least 80% of all students (National Association of State Directors of Special Education, 2005). When universal screening data find substantially fewer students successfully meeting benchmark, the indication is that changes are needed in the delivery of the core program (within Tier 1) to improve outcomes for all children; this must be done before a determination could be made of the degree to which supplemental instructional programs at Tier 2 are impacting the outcome. As such, problem-solving teams may put in place goals that reflect a focus on improving the school-based outcomes of student performance within the core program.

At the individual level, when students are identified through an RTI process as at-risk (and the core program is determined to be solid), it is critical that goals be established for the individual student so that the outcomes of his or her progress can be measured against appropriate expectations. By setting goals and monitoring a student's progress toward those goals, the impact of instruction can be assessed in an ongoing manner, and adjustments in instruction and goals can be made as the instruction is proceeding. Keep in mind that *the ultimate goal is to close the achievement gap and meet the academic expectations*.

A key element of effective goal setting whether used at the group or individual level is the establishment of benchmarks specifying the minimal expected performance across students. The rate of improvement (ROI) or slope is a key indicator that sets the criterion against which student performance will be compared. Closing the gap for those students whose starting point is below benchmark would be a critical goal for teams to consider.

#### Steps for Setting Goals

1. Identify starting point (or baseline)
2. Identify goal or benchmark (target)
3. Subtract current (baseline) level from target
4. Divide by number of weeks left until target
5. This will be your rate of improvement (ROI) to meet goal
6. Compare student's ROI with a typical, or average, ROI for that student's grade level.
7. Ask: Is this goal *realistic*? (With interventions, is this a goal that's possible to attain?)

8. Ask: Is this goal *ambitious*? (With interventions, will this goal allow for the gap to close or will the student simply not fall any further behind?)
9. Adjust goal if necessary

End of Year Target – Current Score = Amount of growth to close gap

$$\frac{\text{Amount of Growth}}{\text{Number of Weeks}} = \text{Weekly Target}$$

**Goals should be monitored and may be adjusted based on student's progress.**

**\*\* Please see Appendices for a Guide on Interpreting Data and Writing Goals**

### **Data-Based Decisions**

The most important part of progress monitoring is not just collecting data; it is *using* the data to make sound instructional decisions. Schools must look at the data regularly, implement decision-making rules, and use the data continuously to inform instruction.

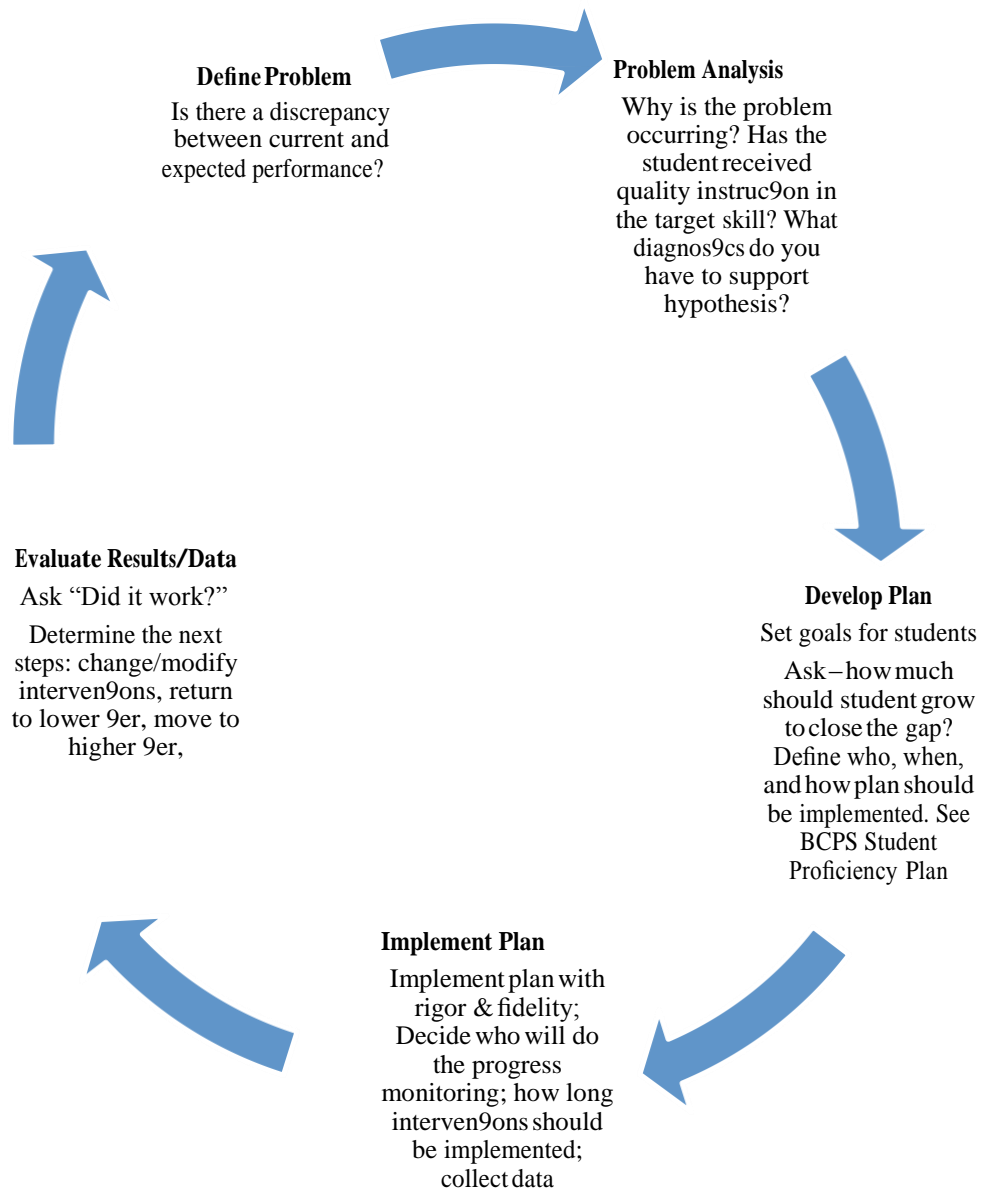
Within the tiered continuum of service delivery, decision rules are necessary for moving students back and forth across tiers as educators address their needs for intervention delivery and eligibility decisions. These decision rules must rely on relevant student assessment data. At each step of the process, good decision rules ensure effective, equitable, and fair treatment across students.

The Somerset Public Schools has developed these specific guidelines for data-based decisions:

- **Cut scores for determining risk status:** To identify students who are at risk, Somerset will use local comparative data from student performance on the benchmarks (or learning checks) from each grade level.
- **The frequency and duration of progress monitoring:** During Tier 2 and Tier 3 service delivery, the frequency and duration of progress monitoring will have an impact on whether sufficient data have been collected to determine a student's responsiveness to intervention. First, data must be collected with sufficient frequency to detect changes in performance following instruction/intervention. It should be no less frequent than one time per week. Second, the length of the data collection during intervention must be established. This may be determined by the specific intervention being used. A minimum of four weeks of intervention should be delivered. The length of time should allow for no fewer than six data points during an intervention phase. As with any test, the more data gathered, the more reliable the decision will be about whether a student is responding to an intervention.
- **Criteria for determining a student's responsiveness to intervention:** Determination of whether students are responding to interventions requires specifying decision rules based on students' level and rate of progress, both prior to and after the initiation of intervention delivery. This is established through trend line comparisons (or gap analysis), which will be explained later.

# Problem Solving

## Process



## Instruction & Intervention

To increase the opportunity for success at all levels within the RtI framework, instruction and interventions delivered to students should be supported by evidence of their effectiveness. A clear distinction is made between instructional strategies and interventions. A strategy is a tool, plan, or method used to guide and improve student learning. These strategies are more commonly referred to as differentiated instructional tools and practices.

A research-based intervention is one that is school-based, prescriptive, and has a clear record of success. RtI requires programs and interventions that have been validated in educational research. In essence, the following questions must be asked.

- Has the study been published in a peer-reviewed journal or approved by a panel of independent evaluators?
- Have the results of the study been replicated by other scientists?
- Is there consensus in the research community that the study's findings are supported by a critical mass of additional studies?

### Guidelines for Minimally Acceptable Interventions

1. Interventions are chosen based on classroom factors and reasonableness for the situation and severity of the problem.
2. Scientific evidence for the effectiveness of the interventions must exist.
3. Interventions are chosen based on students' instructional need (and not merely based on availability or convenience). This guideline means that there are individual student data to justify the choice of intervention.
4. There should be a pre-specified, structured, and organized plan for each intervention session. Interventions should increase in intensity (i.e., frequency, length of intervention sessions, change in intervention strategies) in the event that a student does not make adequate progress as determined by the goal level established through the problem solving process (according to the criteria described in the previous section on data-based decision making).
5. There should be a **minimum of 4 weeks of intervention** sessions (and 6 data points) before a determination of effectiveness is made, unless the guidelines of the intervention specify otherwise.
6. Intervention sessions should be carried out as prescribed and there should be some evidence that they were carried out as planned. Evidence can include training, permanent products, and direct observation by an independent party.
7. There should be a minimum of two phases of intervention (based on decision criteria described in the previous section on data-based decision making) before moving a student to Tier 3 or making a referral for a special education evaluation.

Although evidence supporting an intervention's effectiveness is important, the intervention itself is only as good as the accuracy and consistency with which it is implemented. Fidelity refers to the degree to which interventions are implemented as planned. It is essential that safeguards be put into place to determine if those interventions are being carried out as they were intended. A student's responsiveness to an intervention may eventually be used in special education eligibility decision making. Therefore, school personnel must be confident that the intervention was performed with high levels of fidelity. Regular monitoring of intervention delivery through observations and checklists is integral to ensuring that the interventions continue to be implemented correctly and accurately (i.e., with "fidelity") and that they continue to benefit those whom they are intended to serve. Fidelity should be directly monitored by an independent observer other than the interventionist.

### **Instruction and Intervention Factors to Consider at all Tiers**

- Were the programs and interventions used supported by scientific research?
- Were standard treatment protocols followed for the interventions with students? [fidelity checks]
- Were the interventionists trained in delivering the intervention with fidelity?
- Were the interventions delivered for a sufficient amount of time?
- Was a team used to help design and support the interventions?

### **Special Considerations in RtI**

#### **Students with Individual Education Programs (IEPs)**

Because RtI encompasses all students, students with IEPs should always be considered to be part of the three-tiered model. It is imperative to include special education staff in the problem-solving process in order to review student eligibility, individual goals and objectives, and modifications on the IEP.

#### **Referral for Individual Evaluation for Special Education Services**

For students who do not make adequate progress on their RtI plans, the problem-solving team may consider a referral for an evaluation for special education services. The data collected in the RTI process shall be considered as part of the referral process.

# Appendices

## KEY TERMS & ACRONYMS

**Benchmark assessments:** Short assessments given at the beginning, middle, and end of the year to establish baseline achievement data and progress

**Charting:** Visual depiction of the student's performance data, relative to the baseline and aim line. Includes baseline data, aim line, progress monitoring data, and trend lines.

**Core principles of RTI:** Beliefs necessary for RtI processes to be effective

- ☐ All children can learn
- ☐ Early intervention for struggling learners is essential
- ☐ Use of multi-tier model of delivery is necessary
- ☐ Utilization of a problem-solving methodology

**Curriculum-Based Assessment (CBA):** Measurement that uses direct observation and recording of a student's performance in the local curriculum as a basis for gathering information to make instructional decisions

**Curriculum-Based Measurement (CBM):** CBM is a method for monitoring student progress through a curriculum. It reflects the success of students' instructional program by using short, formative assessments that are normed.

**Data-based decision making:** A process in which school personnel engage in ongoing analysis of data from multi-level sources to provide a comprehensive picture of strengths and challenges and develop a plan to prioritize and address those challenges.

**Data points:** Points on a graph that represent student achievement or behavior relative to a specific assessment at a specific time

**Dimensions of reading:** The five research based dimensions of reading as outlined in the Elementary and Secondary Education Act of 2001 (NCLB)

- ☐ Phonemic Awareness
- ☐ Phonics
- ☐ Fluency
- ☐ Vocabulary
- ☐ Comprehension

**Differentiated instruction:** Process of designing lesson plans that meet the needs of the range of learners. Such planning includes learning objectives, grouping practices, teaching methods, varied assignments, and varied materials chosen based on student skill levels, interest levels, and learning preferences. Differentiated instruction focuses on instructional strategies, instructional groupings, and an array of materials.

**Discrepancy:** Difference between two outcome measures

- ☐ IQ-Achievement discrepancy – difference between scores on a norm-referenced intelligence test and a norm-referenced achievement test
- ☐ Difference between pre-test and post-test on a criterion-referenced test

**Dual discrepancy:** A dual discrepancy occurs when a student's performance and growth rate are both substantially below performance and growth rate of typical peers

**Essential components of an RTI process:** Core components of an effective RTI process

- ☐ School-wide screening
- ☐ Progress monitoring
- ☐ Tiered services
- ☐ Fidelity of implementation

**Evidence-based practice:** Educational practices/instructional strategies supported by relevant scientific research studies

**Fidelity of implementation:** Implementing a program, system or intervention exactly as designed so that it is aligned with research and ensures the largest possible positive outcome

**Formative assessment/evaluation:** Classroom/curriculum measures of student progress; monitors progress made towards achieving learning outcomes; informs instructional decision making

**Frequency:** The number of times a student receives an intervention in a given timeframe (e.g., daily, twice weekly)

**General Outcome Measure:** A quick and reliable indicator of academic performance in such areas as reading, math, and written expression

**Goal:** Standard against which progress can be compared. Possible goals could be established based on the following:

- ☐ Norms
- ☐ Percentile cutoff
- ☐ Growth rates

**Growth rate:** Gives you a growth expectancy for each week of school year; Allows for obtaining student's baseline then monitoring progress while comparing to growth expectancy

**Intensity:** The length of time during which a student receives an intervention (e.g., 30 minutes)

**Key practices in RtI:** Practices necessary for RtI processes to be effective

- ☐ Using research-based, scientifically validated instruction and interventions
- ☐ Monitoring of student progress to inform instruction
- ☐ Making decisions based on data
- ☐ Using assessments for universal screening, progress monitoring, and diagnostics

**Primary levels of intervention:** Interventions that are preventive and proactive; implementation is school-wide or by whole-classroom; often connected to broadest tier (core or foundational tier) of a tiered intervention model; TIER 1

**Probe (CBM):** A brief, timed work sample made up of academic material taken from the student's school curriculum. These CBM probes are given under standardized conditions. For example, the instructor will read the same directions every time that he or she gives a certain type of CBM probe. CBM probes are timed and may last from 1 to 5 minutes.

**Progress monitoring:** Data used to frequently check student progress towards success; Progress monitoring is a scientifically based practice that is used to frequently assess students' academic performance and evaluate the effectiveness of instruction. Progress monitoring procedures can be used with individual students or an entire class.

**Remediation:** Instruction intended to remedy a situation; to teach a student something that he or she should have previously learned or be able to demonstrate; assumes appropriate strategies matched to student learning have been used previously

**Specific Learning Disability [from federal regulation §300.309(a)(1)]:**

The child does not achieve adequately for the child's age or to meet State approved grade-level standards in one or more of the following areas, when provided with learning experiences and instruction appropriate for the child's age or State-approved grade level standards:

- (i) Oral expression.
- (ii) Listening comprehension.
- (iii) Written expression.
- (iv) Basic reading skills.
- (v) Reading fluency skills.
- (vi) Reading comprehension.
- (vii) Mathematics calculation.
- (viii) Mathematics problem solving.

**Standard Protocol Intervention:** Use of same empirically validated intervention for all students with similar academic or behavioral needs; facilitates quality control

**Systematic Data Collection:** Planning a timeframe for and following through with appropriate assessments to set baselines and monitor student progress

**Universal Design for Learning (UDL):** Process of designing instruction that is accessible by all students; UDL includes multiple means of representation, multiple means of expression, and multiple means of engagement; the focus in creation of UDL curricula is on technology and materials

**Universal Screening:** A process of reviewing student performance through formal and/or informal assessment measures to determine progress in relation to student benchmarks; related directly to student learning standards. Those students whose test scores fall below a certain cut-off are identified as needing more specialized academic interventions. Universal screening usually takes place three times/year (Fall, Winter, Spring)

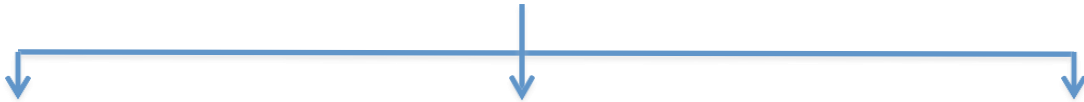
## Student Success Team

The following flow chart shows how student needs are managed within the district's tier instructional model:

Gather Available Information & Identify Student Strengths and Needs	
<ul style="list-style-type: none"> <li><input type="checkbox"/> Consult with students, parents and other professionals</li> <li><input type="checkbox"/> Consider cultural and linguistic background of student</li> <li><input type="checkbox"/> Review portfolio of student work</li> <li><input type="checkbox"/> Review student's educational history</li> </ul>	<ul style="list-style-type: none"> <li><input type="checkbox"/> Conduct observation of student in multiple environments</li> <li><input type="checkbox"/> Assess student's performance in different content areas</li> <li><input type="checkbox"/> Administer diagnostic assessments</li> <li><input type="checkbox"/> Review student's work habits and learning profile</li> </ul>
Identify & Implement Support Strategies	
<ul style="list-style-type: none"> <li><input type="checkbox"/> Accommodations to the core curriculum (DCAP)</li> <li><input type="checkbox"/> Accommodations in teaching strategies, learning environment, or instructional materials</li> <li><input type="checkbox"/> Use of instructional support services, consultative services, building-based teams, enrichment programs, and/or academic support programs (interventions)</li> </ul>	



### Monitor Progress



Difficulty resolved  
or improvement  
occurs

Difficulty persists

Difficulty persists  
and disability is  
suspected



Consider alternative  
accommodations,  
services and/or  
interventions



Referral for an  
evaluation to  
determine  
eligibility for  
services under  
special education  
or Section 504

## Instructional Support Accommodations

Accommodations to the classroom instruction, student responses, teaching strategies, teaching environment or materials. This list is representative of suggested strategies and is not inclusive of all strategies that may be successful with individual students.

<b>Curriculum/Instruction/Assessment Strategies</b>
---

- ☐ Arrange partner or small group instruction
- ☐ Develop student contracts or individual behavior, social or academic improvement plans
- ☐ Provide cueing and “wait time” or “think time” to encourage participation
- ☐ Provide multi-modal presentation of instruction and materials
- ☐ Repeat or re-teach concepts with a different approach
- ☐ Differentiate instruction and assignments
- ☐ Utilize alternative assessments: oral, multiple choice, computer-based, read aloud, except reading tests
- ☐ Incorporate incentives and reward systems, including student graphing of own progress
- ☐ Provide preferential seating/flexible seating arrangements
- ☐ Frequent progress monitoring and feedback to student on progress
- ☐ Instruct students in study skills, note-taking; model these skills during instruction
- ☐ Utilize technology and computer assisted instruction
- ☐ Teach students to use graphic organizers
- ☐ Provide manipulatives
- ☐ Use checklists, teacher check-ins, calendars and project organizers to break down long-term assignments
- ☐ Break down tasks into manageable steps
- ☐ Utilize peer buddy systems for study groups or homework check-ins
- ☐ Utilize homework logs and journals for homework follow-up
- ☐ Provide reference tools, web sites and textbooks for homework support
- ☐ Provide study guides
- ☐ Provide strategies to parents to support homework completion
- ☐ Allow extended time for those tests that determine a student’s knowledge and mastery of content, but not fluency in the subject area
- ☐ Provide a scribe when needed to assess student knowledge
- ☐ Allow the use of word processing for assignments and assessments
- ☐ Provide handouts and tests that are in dark or enlarged print, double or triple spaced, and easy to read (not too cluttered)
- ☐ Erase unnecessary writing on the board
- ☐ Give assignments orally and visually
- ☐ Allow the students to take a practice test
- ☐ Change seats
- ☐ Utilize charts
- ☐ Correct student errors immediately and provide constructive feedback
- ☐ Provide reference tools
- ☐ Teach test-taking strategies and provide practice
- ☐ Include study skill strategies
- ☐ Provide a variety of question types, including open response
- ☐ Frequently check for understanding
- ☐ Assess frequently
- ☐ Assign appropriate number of problems to allow students to practice
- ☐ Use of SQ3R (Summarize, Question, Read, Review and Re-write)
- ☐ Extend time limits for assignments
- ☐ Use organizational notebooks/folders/colorcoding
- ☐ Arrange preferred seating
- ☐ Incorporate stress-release activities
- ☐ Use visual/auditory aids
- ☐ Remove distractions

## Behavioral Intervention Strategies

- ☐ Post classroom expectations in view of all students
- ☐ Arrange seating to prevent behavioral difficulties
- ☐ Develop student contracts or individual behavior improvement plans
- ☐ Utilize charts and graphs to monitor expectations
- ☐ Experiment with use of space, i.e. allow student to stand to complete work rather than sit
- ☐ Contact parents/facilitate parent support/strategies and communication
- ☐ Consult with school psychologist, school adjustment counselor, special needs staff
- ☐ Include movement breaks and energizers during instructional periods
- ☐ Incorporate stress-release activities
- ☐ Remove distractions
- ☐ Change seats
- ☐ Utilize charts
- ☐ Provide a mentor
- ☐ Use simple corrective measures
- ☐ Provide positive reinforcement on a regular basis
- ☐ Communicate with home on status/establish home school communication system
- ☐ Use simple corrective measures
- ☐ Provide positive reinforcement on a regular basis

## Organizational Strategies

- ☐ Provide daily schedule and agenda
- ☐ Utilize flexible groups
- ☐ Utilize contract learning
- ☐ Implement a frequent progress monitoring system with students
- ☐ Use cooperative learning strategies
- ☐ Provide strategies to parents
- ☐ Choose and use graphic organizers with students
- ☐ Preview assignments and provide feedback
- ☐ Use color whenever possible to catch attention

## Personnel to Assist in Providing Supports

- ☐ **Guidance Counselors (SMS):** Liaison between home and school, parent consultation, teacher support, referrals
- ☐ **Content Coordinators (SMS):** Curriculum and instruction oversight, teacher assistance with curriculum modifications, curriculum resource acquisition and allocation
- ☐ **School Psychologist:** Support to teachers, parents, and students on behavioral/social/emotional issues
- ☐ **Technology Educators:** Support to both staff and students with hardware and software
- ☐ **Principals/Assistant Principal:** Support to teachers on behavioral/social/emotional issues, behavioral interventions with students, scheduling accommodations, articulation and modeling of vision and principles, supervision and evaluation of staff, fostering of accommodation philosophy
- ☐ **School Nurse:** Consultation to parents, students and staff, direct service for individual students, health instruction
- ☐ **School Resource Officer (SMS):** Police Department liaison, individual student or parent support and consultation, referral where appropriate
- ☐ **ELL Staff:** Direct services for identified students
- ☐ **Student Success Team**
- ☐ **School Adjustment Counselor**

*At any point in the IST process, Principals may consult directly with the Director of Special Education regarding resources, process, and/or participation in the SST meeting.*

## **A Protocol for Interpreting Reading and Writing Data and Setting Goals**

**Step 1:** Collect data. Look carefully at each piece of data separately, and say all you can about the student as a learner. What does the student do well? What does the student need support with?

Some data you might collect:

- ❖ Book logs with evidence of their comprehension
- ❖ Samples of writing about reading (post-its, reading notebook), across-content areas, writing notebooks and drafts, literary responses, quick essays
- ❖ On-demand assessment (narrative) both opinion and informational
- ❖ Running Record with accountability toward retell
- ❖ Sight word list
- ❖ Spelling inventory
- ❖ Oral language assessment
- ❖ IEP information
- ❖ Content-area specific assignments
- ❖ Anecdotal notes based on talk
- ❖ Evidence based on rubrics and continuums
- ❖ ELL information

**Step 2:** Look across your conclusions from each individual piece of data for patterns. Synthesize data to come up with an action plan based on findings.

**Step 3:** Create an action plan! The action plan should include:

- ❖ Methods of instruction (mini lessons, small groups, conferences, read aloud);
- ❖ Methods of progress monitoring based on the goal;
- ❖ Frequency with which the student will have guided practice (how many minutes per week in school?);
- ❖ Length of time it will take to achieve the goal;
- ❖ Specific skills, strategies, or behaviors could be taught.

## Key Informal Assessments



- ❖ Running Record
- ❖ Miscue analysis
- ❖ Anecdotal record
- ❖ Portfolio
- ❖ Authentic samples
- ❖ Spelling analysis
- ❖ Word identification
- ❖ Response log
- ❖ Conference notes
- ❖ Post-its
- ❖ Self-assessment
- ❖ Peer-assessment
- ❖ Listening to reading
- ❖ Questioning
- ❖ Kid watching
- ❖ Feedback in context
- ❖ Student think-aloud
- ❖ Discussion
- ❖ Rubric
- ❖ Checklist
- ❖ Interview
- ❖ Informal inventory
- ❖ Questionnaire
- ❖ Reading survey
- ❖ Self-questioning
- ❖ Interest survey
- ❖ Strategy reflection
- ❖ Retelling
- ❖ Literature response
- ❖ Sketch/illustration
- ❖ Readers' notebook
- ❖ Writing Prompt

## Samples of Common Types of Assessment Data

We must ensure that we are balancing varied forms of assessment to include the data recommended for RtI and the assessments that will offer a rich bank of information about students. This requires day-to-day assessment that is embedded in the learning process as an instructional informant. Effective instruction IS assessment as each instructional experience is an opportunity to assess the success of learning and each assessment experience embeds good instruction.

Throughout this process, we continuously ask questions that will help us to make new and more informed choices:

- ❖ What evidence is there that learning is/is not taking place?
- ❖ What does the existing evidence tell us about this student?
- ❖ What patterns are emerging to support a broader view?
- ❖ How can we interpret the data to support our instructional goals?
- ❖ How can we apply what we know about this student on a daily basis?
- ❖ What new evidence can we collect to demonstrate success?

(Howard, 2009)

The following assessments are examples of the evidence that classroom teachers and intervention specialists can bring to the SST meetings as well as the suggestions in the “Key Informal Sidebar.”

❖ **Report Card Grades:** including teacher comments and previous years achievement.

❖ **Test/Screening Data:** Test records from a student’s cumulative folder. Results from benchmark assessments as archived in *Ideal* would also provide a useful comparison to grade-level peer performance.

**Student Interview:** This can be an informal interview you have with the student to assess their perceived academic strengths or behavioral strengths or weakness, preferred methods of learning, and interests

## Parent RTI Letter

Date: \_\_\_\_\_

Dear Parent/Guardian of \_\_\_\_\_,

As part of district-wide efforts to improve student achievement, all Somerset students are given brief assessments three times per year (fall, winter, spring), in order to measure their progress in the curriculum over time. Your child did not meet the expected range for his/her grade level for this **first/second/third** benchmark assessment. To better meet your child's needs, we will begin working with him/her in the area(s) of \_\_\_\_\_ in a small group setting.

This extra support is referred to as an **intervention**. Interventions will be provided as needed to all students who did not meet expected levels of achievement in reading, writing, and/or math. This system of providing intervention based on individual needs is called **Response to Intervention (RTI)**. Your child will be involved in a level of RTI referred to as **TIER II**, which is best described as a level of intervention in which your child's teacher(s) use differentiated instructional strategies and/or interventions with your child. The teachers track each child's progress over time to monitor his/her success.

Please call \_\_\_\_\_, your child's teacher, at \_\_\_\_\_ as soon as it is convenient to discuss this process and to address any questions or concerns you may have. We need you as a partner in getting \_\_\_\_\_ on track for school success.

Respectfully,

Somerset Public Schools  
Somerset Berkley Regional School District  
2016.2017

**STUDENT SUCCESS TEAM**  
*Initial Request for Assistance*

Date:\_\_\_\_\_ Teacher name:\_\_\_\_\_

Room Number:\_\_\_\_\_ Student name:\_\_\_\_\_

Grade:\_\_\_\_\_

Please describe the student's area(s) of difficulty:

---

---

---

---

---

---

You may contact me on the following days and times:

---

---

---

---

---

How and when was the parent/guardian notified about these concerns:

- ☐ **Phone call:** \_\_\_\_\_
- ☐ **Note Home:** \_\_\_\_\_
- ☐ **Conference:** \_\_\_\_\_

Somerset Public Schools  
Somerset Berkley Regional School District  
2016.2017

**STUDENT SUCCESS TEAM (SST)**  
***REFERRAL FORM***

**This information sheet is to help teachers prepare for discussing a student at the initial SST meeting. As such, please answer the following questions so that SST members will be better prepared to help you address your student's needs.**

Date: \_\_\_\_\_

Person Responsible for Referral: \_\_\_\_\_

The presenting problem is \_\_\_academic/social/emotional\* \_\_\_both\*\*

*\*Please see Social/Emotional Referral form*

*\*\* If both are issues, please complete both forms.*

**STUDENT INFORMATION**

Name: \_\_\_\_\_

Date of Birth: \_\_\_\_\_

Dominant Language: \_\_\_\_\_

Passed Vision \_\_\_\_\_ Passed Hearing: \_\_\_\_\_

Parent/Guardian: \_\_\_\_\_

Parents' Dominant Language: \_\_\_\_\_

Address: \_\_\_\_\_

Phone: \_\_\_\_\_

Current Grade of Record: \_\_\_\_\_

Tier: I      II      III

Please list the student's current support program(s) (i.e., ELL, resource, math/reading, speech clinic, etc.). PLEASE INCLUDE TEACHER NAMES:

---

---

---

How is the student's health?

---

---

How is the student's attendance/tardiness?

---

---

Please identify the student's relevant academic program(s) and/or curricula:

---

---

Please list the student's strengths (i.e., academic, behavioral, personal, etc.):

---

---

**DETAILS OF REFERRAL (i.e. DEFINING THE PROBLEM):**

Describe the student's problem in observable, measurable terms (please avoid the use of diagnostic labels):

---

---

---

---

How was the student's academic performance and/or behavior assessed? (Please be specific, i.e. STAR, DIBELS, etc.) If applicable, enter test scores and percentile ranks.

---

---

---

---

**Problem-Identification Information**

Area of Concern	Intervention	Date Began-Ended (Approximate)	Person(s) Responsible	Outcome/Goal (attach data)- attach 3 sources of data.
<i>Sample: Fluency</i>	<i>Fluency reading in lower-leveled text</i>	<i>Sept. – Oct.</i>	<i>Mrs. Jones, Classroom Teacher</i>	<i>Student still moves slowly across text</i>

1. **Interventions Attempted:** Please describe specific attempts that you or others have made thus far to meet this student's academic, social, and/or emotional needs:

2. In what settings/situations does the problem occur **most** often?

---

---

3. When would be the best day(s)/time(s) for a member of the SST to observe the student having the difficulties that you describe above?

---

---

***Please provide any additional pertinent information such as this student's most current report card, MCAS/PARCC scores, schedule, and attendance record and return with referral.***

4. Is there any other information about the student that you think will help the SST improve outcomes for the student?

---

---

---

---

Somerset Public Schools  
Somerset Berkley Regional School District  
2016.2017

**STUDENT SUCCESS TEAM**  
**Initial Meeting Minutes**  
*Academic/Social/Emotional Concerns*

**Student:** \_\_\_\_\_ **Grade/Room:** \_\_\_\_\_

**Meeting Date:** \_\_\_\_\_ **Start Time:** \_\_\_\_\_ **End Time:** \_\_\_\_\_

**School:** \_\_\_\_\_

**Persons Attending:**

---

---

---

**Classroom Teacher(s):** \_\_\_\_\_

**Facilitator:** \_\_\_\_\_

**Recorder:** \_\_\_\_\_

**Additional Team Members:** \_\_\_\_\_

---

---

---

---

**Support Staff Notified:** \_\_\_\_\_

---

---

**Step 1: Identify the Issue**

**Academic & Behavior**

Utilize collected data (refer to the SST Information Sheet) to define the student's academic and/or social/emotional issues. How different is the student's *performance level* from the performance levels of typical, same-grade peers? How different does the student's *behavior* look from the behavior of typical, same-grade peers?

---

---

---

---

---

If multiple problems exist, please rank order *three* which you want to address immediately.

Target Problem No. 1:

---

---

Target Problem No. 2:

---

---

Target Problem No. 3:

---

---

Is additional data needed to help identify the problem? If so, what additional information will be collected?  
YES\_\_\_\_\_ (Please complete *SST Follow Up*) NO\_\_\_\_\_

## **Step 2: Develop Goals & Objectives**

Establish observable, measurable, and realistic/ambitious goals for change. When selecting goals, consider both the student's current level of performance/behavior and where you want the student to be in a set number of weeks. If possible, use research based and/or normative standards to set the criterion for success.

Goal-Target Problem No. 1:

---

---

Goal-Target Problem No. 2:

---

---

Goal-Target Problem No. 3:

---

---

### **Step 3: Design an Achievement/Behavior Support Plan**

Describe the intervention strategies that will be placed within an initial achievement/behavior support plan (in steps if possible):

---

---

---

---

---

---

Are there any special instructional materials/resources, personnel, or training needed?  
(Please specify).

---

---

---

---

---

---

---

---

### **Step 4: Regularly Monitor Student Progress**

Use the organizers provided below to describe how information will be collected to evaluate *regularly* the effectiveness of the achievement/behavior support plan, as well as who is responsible.

*Target Problem No. 2:*

Progress monitoring materials (at least 3 sources of data):

How often will progress monitoring take place?

Person responsible:

*Target Problem No. 1:*

Progress monitoring materials (at least 3 sources of data):

How often will progress monitoring take place?

Person responsible:

*Target Problem No. 3:*

Progress monitoring materials (at least 3 sources of data):

How often will progress monitoring take place:

Person responsible:

## **Step 5: Review and Assignment of Responsibilities**

At the close of the meeting:

\_\_\_\_\_ The recorder reviews the main points of the achievement/behavior support plan and the progress monitoring procedures with the team.

\_\_\_\_\_ Who will be responsible for following up on the effectiveness of the achievement/behavior support plan every two (2) weeks for four (4) to six (6) weeks?

\_\_\_\_\_

Somerset Public Schools  
Somerset Berkley Regional School District  
2016.2017

**STUDENT SUCCESS TEAM (SST)**

*Follow-Up Information*

Date:\_\_\_\_\_

Teacher name:\_\_\_\_\_ Room Number:\_\_\_\_\_

Student name:\_\_\_\_\_

Grade:\_\_\_\_\_

---

**Week 2:**

Are the interventions being implemented as designed at the meeting? Y/N

If not, why? What evidence is provided?

---

---

---

Are there additional supports/resources/interventions that are needed?

---

---

---

Do you feel the intervention(s) is effective? Have you seen progress? If not, are there alterantive methods or interventions that can be tried?

---

---

---

Is the frequency of the intervention implementation being recorded? **YES**    **NO**

If issues are not resolved, please inform the Principal or SST Coordinator.

**Week 4:**

Are the interventions being implemented as designed at the meeting? Y/N  
If not, why? What evidence is provided?

---

---

---

Are there additional supports/resources/interventions that are needed?

---

---

---

Do you feel the intervention(s) is effective? Have you seen progress? If not, are there alternative methods or interventions that can be tried?

---

---

---

Is the frequency of the intervention implementation being recorded? **YES**    **NO**

If issues are not resolved, please inform the Principal or SST Coordinator.

**Week 6:**

Are the interventions being implemented as designed at the meeting? Y/N  
If not, why? What evidence is provided?

---

---

---

Are there additional supports/resources/interventions that are needed?

---

---

---

Do you feel the intervention(s) is effective? Have you seen progress? If not, are there alternative methods or interventions that can be tried?

---

---

---

Is the frequency of the intervention implementation being recorded? **YES**    **NO**

If issues are not resolved, please inform the Principal or SST Coordinator.

### **Works Cited and References**

Bradley, R., Danielson, L., & Doolittle, J. (2005) Response to Intervention. *Journal of Learning Disabilities*, 38(6),485-6

Burns, M.K. & Ysseldyke, J.E. (2005). *Comparison of Existing Response to Intervention Models to Identify and Answer Implementation Questions*. *The California School Psychologist*. 10, 9-20

Christo, C. (2005). *Critical Characteristics of a Three Tiered Model Applied to Reading Interventions*. *The California School Psychologist*, 10, 33 – 44

Compton, D.L. (2003). *RTI: It's all about the nudge*. Paper presented at the Response-to-Intervention Symposium, Kansas City, MO. Retrieved January 23, 2007 from [www.ncrld.org/html/symposium2003](http://www.ncrld.org/html/symposium2003)

Kemp & Eaton (2008) *RTI: The Classroom Connection for Literacy: Reading Intervention and Measurement*, p. 11

O'Connor, R. (2003) *Tiers of intervention in kindergarten through third grade*. Paper presented at the National Research Center on Learning Disabilities Responsiveness-to-Intervention Symposium, Kansas-City, MO.

Tilly, W.D. (2003) *How many tiers are needed for successful prevention and early intervention? Heartland Area Education Agency's evolution from four to three tiers*. Paper presented at the National Research Center on Learning Disabilities Responsiveness-to-Intervention Symposium, Kansas-City, MO.

Vaughn, S. (2003) *How many tiers are needed for response to intervention to achieve acceptable prevention outcomes?* Paper presented at the National Research Center on Learning Disabilities Responsiveness-to-Intervention Symposium, Kansas-City, MO.